


 **PURSUIT**



C 310
CENTER CONSOLE

When you need something under your feet to get you offshore on those marginal days, the Pursuit C 310 delivers.



The deep-V hull with her sharp entry and 24 degree deadrise soften the ride offshore and lessen fatigue for a more enjoyable day of fishing. Reverse chines deflect the spray outboard minimizing water in the cockpit and maximizing a dry ride. And the folding transom seat allows additional passengers to comfortably ride offshore.

The helm and companion seats feature flip-up bolster-style bases so you can drive while seated or standing. Built into the aft section of the helm seat base is a 52-gallon lighted recirculating livewell for easy access from the transom mounted rigging station, complete with tool holder, cutting surface and multiple tackle drawers.

There are insulated in-deck fish boxes with pumpout and an additional transom mounted fishbox. With four stainless steel rod holders in gunwale.

Additional molded-in bow seating conceals rod racks allowing you to securely stow your gear. Other creature comforts include an anchor windlass system with remote, two 12 volt receptacles and iPod® jack at the helm, marine head with holding tank and macerator and courtesy lights. You can rock out with the awesome Polk stereo with bluetooth streaming and optional Sirius® satellite radio.

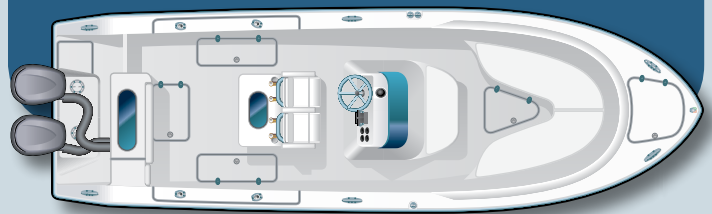
Going fishing doesn't mean you have to be uncomfortable, as long as you're aboard Pursuit's C 310.

SPECIFICATIONS


L.O.A.	31' 2" (9.5 m)
Beam	9' 6" (2.9 m)
Hull Draft	
(motors up)	1' 10" (0.55 m)
(motors down)	2' 8" (0.81 m)
Clearance w/Hardtop	
(from waterline)	7' 11" (2.16 m)
Approx. Dry Weight	
(twin 300 engines)	8,600 lbs (3,901 kg)
*Fuel Capacity	260 U.S. gallons (984 L)
Fresh Water Capacity	20 U.S. gallons (75 L)
Holding Tank Capacity	20 U.S. gallons (75 L)
Livewell Capacity	52 U.S. gallons (196 L)
Fishbox Capacity	45 U.S. gal transom (170 L) 2 @ 29 U.S. gal (2 @ 109 L)
Max. Horsepower	600 hp (447.4 kw)
Deadrise	24°

PERFORMANCE

Cruise Speed	31.9 MPH at 3500 RPM
Consumption	17.6 GPH (1.81 MPG)
**Range	403 Miles
Top Speed	56.0 MPH



*Net tank capacity. The usable fuel capacity will be affected by several factors, including EPA-required fuel system components, temperature and loading of the boat. These factors will reduce the usable fuel capacity by approximately 10%. **Range based on 90% of total fuel capacity.



STANDARD EQUIPMENT

HULL, DECK & COCKPIT

- Pursuit® Protection Plan: 5-year hull/deck structural warranty, 5-year blister-free warranty, 2-year limited warranty
- Reinforced infused FRP one-piece stringer system
- Custom non-skid on all deck surfaces
- 1/2" stainless steel transom eyes (2) and 5/8" stainless steel bow eye
- Self-draining cockpit
- One-piece welded, low profile, recessed 1" stainless steel foredeck grab rail
- Stainless steel telescoping boarding ladder with fiberglass hatch
- Six 8" stainless steel flush pull up cleats
- Hardtop with front and side enclosed, sprd light and storage
- LED Cockpit courtesy lights
- Six stainless steel drink holders
- Poly full transom door
- Cockpit coaming bolsters
- Aluminum reinforcement plates for downrigger installation, aft gunwale, port and starboard
- Fresh and raw water washdowns
- Molded bow seating with cushions and insulated, self-draining, lockable rod storage
- Chrome plated bronze and stainless steel thru-hull fittings (sides)
- Self-draining cockpit
- Soft rubrail with vinyl insert
- Fold-down aft seat
- Transom sink
- Thru-stem windlass system with remote

COMMAND CONSOLE

- Adjustable dual helm seats
- Plexiglass windshield
- Enclosed fiberglass compartment under console for storage, with Raritan® electric head, holding tank and macerator, bi-fold acrylic door
- 12 v Interior lighting
- Integral foot rest

- Two 12 v Receptacles in helm
- Polk stereo with bluetooth streaming, 4 speakers, remote control pad at helm and iPod jack
- Molded insulated cooler

FISHING

- Four stainless steel rod holders in gunwale
- Two insulated in-floor fishboxes with macerator pump out and overboard drain
- Tackle lockers under helm
- Molded fiberglass leaning post with integrated rocket launcher and lighted recirculating 52-gallon, light blue baitwell
- Aft slide-out tackle center
- Insulated transom fishbox
- Bait prep station with molded rigging cutouts

INSTRUMENTATION, EQUIPMENT & SAFETY

- Dual cylinder hydraulic steering with sport adjustable helm
- 14.5" tilting stainless steel polished steering wheel with knob
- Lenco trim tabs with indicator on helm
- Three battery switches with battery trays and batteries
- 12 v electrical breaker panel
- SeaTec® Water System and stainless steel sink in console
- Racor® fuel filters/water separators with primers
- Illuminated Carling® rocker switches
- U.S.C.G. and international lighting
- Bilge pumps (2)
- Fire extinguishers (2)
- Horn
- Ritchie Helmsman compass
- Pursuit meets all applicable USCG and NMMA standards
- Yamaha® fuel management system (standard with engine package)

OPTIONAL EQUIPMENT

BOAT w/ENGINES

- Yamaha® 300 electronic (twin - power steering standard)

MECHANICAL SYSTEMS

- 110v dockside power and battery charger
- 4 Underwater LED lights (blue/white combo)
- Stainless steel rub rail insert

COLOR SELECTIONS

- Pursuit Titanium hull
- Pursuit Cashmere hull
- Pursuit Flag Blue hull
- Pursuit Stars and Stripes hull
- Boot stripe color - navy/navy, black/black, red/red artc white/quartz grey, platinum/platinum
- Boot stripe color - artc white/sand castle (only available with Cashmere hull color)
- Sunbrella® canvas color (black, tweed, cadet grey or navy blue)

WEATHER & FISHING

- Rupp® Revolution Top Gun outriggers with telescoping poles and outrigger kits
- Aft livewell in lieu of fishbox
- Transom rod holders (4)
- Upgraded canvas - Stamoid® (white)
- 3 piece drop curtain
- 3 piece drop curtain - Stamoid® (white)
- Console cover
- Leaning post cover
- Engine covers
- Shipping cradle

*Effective date: JULY 7, 2014
Cancels and supersedes all other price sheets.*

Comments: _____

Dealer: _____

Customer Name: _____

Date Ordered: _____

Customer Phone: _____

Ordered By: _____

Date Required: _____



With unmatched inner strength and efficiency, combined with reliability and precision performance, Yamaha engines will give you an exceptional ride and efficient fuel consumption.



VISIT YOUR FACTORY AUTHORIZED PURSUIT DEALER TODAY TO MAKE THOSE DREAMS REALITY.

Pursuit reserves the right to change boat specifications, equipment, color schemes, and pricing, and/or discontinue models at any time without notice or obligation. Some of the boats shown include optional or dealer-installed equipment. Please see your local dealer for more information.

Pursuit Boats | 3901 St. Lucie Blvd | Fort Pierce, Florida 34946 | 800.947.8778



stay informed