

 **PURSUIT**



**OS 255**  
OFFSHORE

You work hard all week. The OS 255  
is the perfect reward for your efforts.



Fish, tube, dive or simply relax in comfort aboard a boat big enough for open water but small enough to tow virtually anywhere.

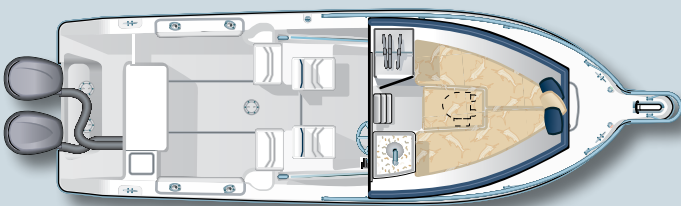
Storage is never an issue aboard the OS 255, so you can take along your friends and all of their gear. The spacious cockpit includes a large insulated cooler/storage compartment beneath the stern bench seat. Two aft facing seats opposite the bench provide additional seating and feature insulated bases that function as a cooler and livewell or as additional storage.





The cabin includes a convenient access panel for the helm electronics adjacent to a custom counter with sink and storage compartment. The marine head includes a holding tank and macerator and is concealed beneath the V-berth designed to accommodate two adults. With these conveniences, your day on the water never has to end.

Depending on how you want to use your boat, the OS 255 gives you a choice of single or twin engine propulsion with excellent performance either way. Hitch up and go. Let the OS 255 do the rest.



## SPECIFICATIONS

L.O.A. w/Pulpit	27' 3" (8.31 m)
Beam	8' 9" (2.67 m)
Hull Draft	
(motors up)	1' 3" (0.38 m)
(motors down)	2' 4" (0.71 m)
Clearance w/Hardtop	
(from waterline)	7' 10" (2.16 m)
Approx. Dry Weight	
(twin 150 engines)	6,100 lbs (2,766.9 kg)
(single 300 engine)	5,480 lbs (2,485 kg)
(single 350 engine)	5,726 lbs (2,597 kg)
*Fuel Capacity	130 U.S. gallons (492.1 L)
Fresh Water Capacity	20 U.S. gallons (75.7 L)
Holding Tank Capacity	13 U.S. gallons (49.2 L)
Livewell Capacity	32 U.S. gallons (121 L)
Fishbox Capacity	38 U.S. gallons (143 L)
Max. Horsepower	350 hp (261 kw)
Sleeping Capacity	2
Deadrise	21°

## PERFORMANCE

*with twin 150 engines*

Cruise Speed	31.3 MPH at 4000 RPM
Consumption	13.6 GPH (2.30 MPG)
**Range	236 Miles
Top Speed	48.5 MPH

\*Net tank capacity. The usable fuel capacity will be affected by several factors, including EPA-required fuel system components, temperature and loading of the boat. These factors will reduce the usable fuel capacity by approximately 10%. \*\*Range based on 90% of total fuel capacity.



## STANDARD EQUIPMENT

### HULL, DECK & COCKPIT

- Pursuit® Protection Plan:
  - 5-year hull/deck structural warranty,
  - 5-year blister-free warranty,
  - 2-year limited warranty
- 1/2" stainless steel bow and transom eyes (3)
- Self-draining cockpit
- One-piece welded 1" stainless steel grab rail
- Four 8" stainless steel mooring cleats
- Two 8" stainless steel spring cleats
- Helm and companion swivel seats with arm rests
- Tilt helm
- Hardtop with spreader light, front and side enclosures

- Safety glass windshield with side ventilation and grab rail
- Forward deck hatch with screen
- Aft facing seats with cushion and backrests
- Raw water washdown
- Transom door
- Molded-in integrated transom
- Drink holders
- Companionway sliding door
- Cockpit coaming bolsters
- Fresh water sink
- Integrated bow pulpit with anchor roller and cleat
- Molded-in hinged aft seat with fishbox/cooler underneath
- Electric head with holding tank and macerator

### INSTRUMENTATION, EQUIPMENT & SAFETY

- Hydraulic steering
- Custom S/S steering wheel
- Master circuit breaker panel
- Dual battery switch with battery trays
- 12 v electrical panel with breakers
- 130 gallon aluminum fuel tank
- 20 gallon freshwater tank
- Recessed trim tabs
- U.S.C.G. and international lighting
- Automatic bilge pump fwd and aft
- Foam flotation

Comments: \_\_\_\_\_  
 \_\_\_\_\_  
 \_\_\_\_\_  
 \_\_\_\_\_  
 \_\_\_\_\_

Dealer: \_\_\_\_\_

Customer Name: \_\_\_\_\_

Date Ordered: \_\_\_\_\_

Customer Phone: \_\_\_\_\_

Ordered By: \_\_\_\_\_

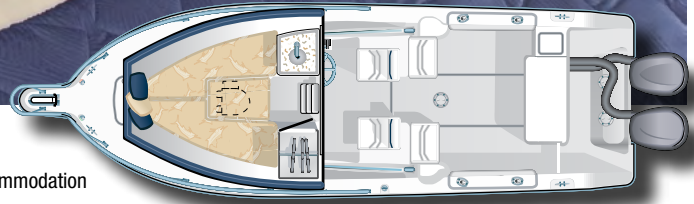
Date Required: \_\_\_\_\_



- Fire extinguisher, horn and compass
- Grab rail
- Console electronics space
- Pursuit meets or exceeds all USCG and NMMA standards
- Yamaha® fuel management system
- Carbon monoxide detector
- Windshield wipers

#### COMFORT & INTERIOR

- Comfortable V-berth with accommodation for two in Riviera fabric
- Two opening stainless steel port lights with screens
- Interior lighting package
- Fiberglass molded cabin headliner
- stainless steel sink with storage
- Teak Formica® with black top cabinets
- Boarding ladder



#### FISHING

- Four gunwale stainless steel rod holders
- Two large insulated boxes under seats (one cooler and one circulating livewell)
- Tackle locker

## OPTIONAL EQUIPMENT

### BOAT w/ENGINES

- Yamaha® 350 hp electronic (single) with power steering
- Yamaha® 150 hp four-stroke (twin)

### MECHANICAL

- Wire only for windlass
- Teleflex® power steering (twin 150s)
- Rode anchor system (windlass)
- Stainless steel Delta anchor
- 2 Underwater LED lights (blue/white combo)

### COLOR SELECTIONS

- Pursuit Titanium hull
- Pursuit Cashmere hull
- Pursuit Flag Blue hull
- Pursuit Stars and Stripes hull
- Boot stripe color - navy/navy, black/black, red/red, artic white/quartz grey, platinum/platinum
- Boot stripe color - artic white/sand castle (only available with Cashmere hull color)
- Interior color package and accent (Sky - standard, Enticement - optional)
- Sunbrella® canvas color (black, tweed, cadet grey or navy blue)

### COMFORT & CONVENIENCE

- Polk stereo with bluetooth streaming and 4 speakers


### FISHING

- Rod holders for hardtop (4)
- Rupp® Revolution Top Gun outriggers with telescoping poles and outrigger kits

### WEATHER

- Upgraded canvas - Stamoid® (white)
- 3 piece drop curtain
- 3 piece drop curtain - Stamoid® (white)
- Instrumentation cover
- Engine cover each
- Shipping cradle

Effective date: JULY 7, 2014  
Cancels and supersedes all other price sheets.



**VISIT YOUR FACTORY AUTHORIZED PURSUIT DEALER TODAY TO MAKE THOSE DREAMS REALITY.**

*Pursuit reserves the right to change boat specifications, equipment, color schemes, and pricing, and/or discontinue models at any time without notice or obligation. Some of the boats shown include optional or dealer-installed equipment. Please see your local dealer for more information.*

Pursuit Boats | 3901 St. Lucie Blvd | Fort Pierce, Florida 34946 | 800.947.8778



**stay informed**