


 **PURSUIT**



S 280 *SPORT*

The Sport family provides yacht-caliber comfort in a trailerable sized package with luxurious Pursuit detail.



The Pursuit S 280 features stunning good looks combined with exceptional handling and performance. Its long list of standard features includes rich teak accents, a fiberglass hardtop with a white powder coated aluminum frame, an overhead electronics box, an overhead storage bag, integral overhead interior lighting, three spreader lights, a Polk stereo with bluetooth streaming, complete with an MP3/Ipod jack, remote and four stereo speakers. Even front and side helm canvas curtains are standard for a dry, comfortable ride in inclement weather.

The helm features a split leaning post with flip up helm and companion bolsters and fixed arm rests for comfortable operation from a seated or standing position. For one of the most comfortable rides on the boat, deploy the folding aft facing stern seat, just sit back and relax. Strategically-placed cushions provide lumbar support while you're seated and function as essential coaming pads when the seat is not in use and folded flush. The console affords lockable storage and conceals a head compartment with holding tank, pump out and macerator.

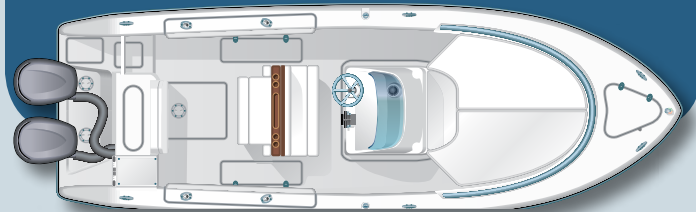
Other creature comforts include an Isotherm stainless steel drawer refrigerator and a molded-in 140-quart combination cooler/cushioned stern bench seat to keep your food and beverages cool and easily accessible. Twin 29-gallon insulated in-deck lockers with pump out serve to stow your catch or function as spacious storage compartments to keep the deck clear of gear.

SPECIFICATIONS

L.O.A.	28' 0" (8.53 m)
Beam	9' 6" (2.9 m)
Hull Draft	
(motors up)	1' 7" (0.51 m)
(motors down)	2' 10" (0.64 m)
Clearance w/Hardtop (from waterline)	7' 11" (2.38 m)
Clear. w/Windshield (from waterline)	6' 3" (1.92 m)
Approx. Dry Weight (twin 250 engines)	8,380 lbs (3,801 kg)
*Fuel Capacity	220 U.S. gallons (832 L)
Fresh Water Capacity	18.5 U.S. gallons (70 L)
Holding Tank Capacity	20 U.S. gallons (75 L)
Livewell Capacity (opt.)	45 U.S. gallons (196 L)
Fishbox Capacity	45 U.S. gal transom (196 L) 2 @ 29 U.S. gal (2 @ 109 L)
Max. Horsepower	500 hp (372.85 kw)
Deadrise	24°

PERFORMANCE

Cruise Speed	31.9 MPH at 3500 RPM
Consumption	17.7 GPH (1.80 MPG)
**Range	357 Miles
Top Speed	55.2 MPH



*Net tank capacity. The usable fuel capacity will be affected by several factors, including EPA-required fuel system components, temperature and loading of the boat. These factors will reduce the usable fuel capacity by approximately 10%. **Range based on 90% of total fuel capacity.



STANDARD EQUIPMENT

HULL, DECK & COCKPIT

- Pursuit® Protection Plan: 5-year hull/deck structural warranty, 5-year blister-free warranty, 2-year limited warranty
- Two 1/2" 316L stainless steel stern eyes and 5/8" 316L stainless steel bow eye
- Reinforced infused FRP one-piece stringer grid
- One-piece welded 1" stainless steel low profile bow rail
- Six 8" 316L stainless steel flush pull up cleats
- LED cockpit courtesy lights (4)
- Stainless steel thru-hull bow roller with anti chafing chute and windlass beam
- Six stainless steel drink holders
- Acrylic transom door with stainless steel latch
- Cockpit coaming bolsters
- Salt water wash down pump with hose outlet
- Aft fold-down seat
- Two 18 " stainless steel transom grabrails
- 316L stainless steel telescoping boarding ladder with fiberglass hatch
- Molded fiberglass 2 piece leaning post on a slider with armrests, teak accents aft-facing fold-down seat, and port side storage locker with acrylic door
- Isotherm® stainless steel drawer refrigerator

COMMAND CONSOLE

- Integral fiberglass foot rest
- Molded insulated 140 quart cooler with 3" cushion
- Fiberglass hardtop and liner with white, powder coated aluminum frame, overhead strg box, 3 sprdr lights, canvas storage pouch with front and side enclosed, 6 overhead LED tricolor lights
- Enclosed compartment with electric head, 20 gal. holding tank, macerator and pressure stainless steel water sink
- Stainless steel portlight with screen
- 12 v interior lighting
- Tempered glass windshield
- Two 12 v receptacle at helm
- Polk stereo with bluetooth streaming, 4 speakers and remote control pad at helm. Console mounted iPod MP3 player interface jack
- Molded split bow seating with 4" cushions (2)

FISHING

- Under gunwale rod storage racks with padded reel protectors
- Four 316L stainless steel gunwale rod holders
- Twin insulated in-floor 29 gallon fishboxes with macerator pump out and overboard drain
- Aft-slide out tackle center with three removable trays
- Bait prep station with molded rigging cutouts, sink with pull out fresh water sprayer
- Aluminum reinforcement plates for downrigger installation, aft gunwale, port and stbd.

INSTRUMENTATION, EQUIPMENT & SAFETY

- Hydraulic steering with sport adjustable helm
- 14.5" comfort grip stainless steel steering wheel with knob
- Master circuit breaker box
- Three battery switch with battery and trays
- 12 v electrical panel with breakers
- 110 v/60 cycle dockside power with 20 amp battery charger
- 20 gallon fresh water with Sea Tech hose
- Stainless steel Lenco trim tabs with indicator and automatic retracts on helm
- U.S.C.G. and international lighting
- Automatic bilge pumps (2)
- Fire extinguishers (3)
- Console mounted forward facing horn and Ritchie compass
- Pursuit meets all applicable USCG and NMMA standards
- Yamaha® fuel management system (standard with Yamaha® engines)

OPTIONAL EQUIPMENT

BOAT w/ENGINES

- Yamaha® 250 electronic (twin)

MECHANICAL SYSTEMS

- Rode anchor system (windlass)
- Stainless steel Delta anchor
- Stainless steel rub rail insert
- Teleflex® power steering
- 4 Underwater LED lights (blue/white combo)

COLOR SELECTIONS

- Pursuit Titanium hull
- Pursuit Cashmere hull
- Pursuit Flag Blue hull
- Pursuit Stars and Stripes hull
- Boot stripe color - navy/navy, black/black, red/red artic white/quartz grey, platinum/platinum
- Boot stripe color - artic white/sand castle (only available with Cashmere hull color)
- Sunbrella® canvas color (black, tweed, cadet grey or navy blue)

COMFORT & CONVENIENCE

- Forward sunpad filler and cushion
- Teak bow table

FISHING

- Rupp® Revolution Top Gun outriggers with telescoping poles and outrigger kits
- Aft livewell in lieu of fishbox

WEATHER

- Upgraded canvas - Stamoid® (white)
- Hardtop aft curtain
- Hardtop aft curtain - Stamoid® (white)
- Console cover
- Engine cover each
- Leaning post cover
- Shipping cradle

*Effective date: JULY 7, 2014
Cancels and supersedes all other price sheets.*

Comments: _____

Dealer: _____

Customer Name: _____

Date Ordered: _____


Customer Phone: _____

Ordered By: _____

Date Required: _____



With unmatched inner strength and efficiency, combined with reliability and precision performance, Yamaha engines will give you an exceptional ride and efficient fuel consumption.



VISIT YOUR FACTORY AUTHORIZED PURSUIT DEALER TODAY TO MAKE THOSE DREAMS REALITY.

Pursuit reserves the right to change boat specifications, equipment, color schemes, and pricing, and/or discontinue models at any time without notice or obligation. Some of the boats shown include optional or dealer-installed equipment. Please see your local dealer for more information.

Pursuit Boats | 3901 St. Lucie Blvd | Fort Pierce, Florida 34946 | 800.947.8778



stay informed